

627 RIVERBANK DRIVE
GENEVA, IL 60134
630-232-0104

Test Report

www.riverbankacoustics.com

FOUNDED 1918 BY
WALLACE CLEMENT SABINE

SPONSOR: **ARTIZIN**
Garland, TX

Sound Absorption
RAL™-A24-417

CONDUCTED: 2024-10-18

Page 1 of 9

ON: ArtFelt™ Slat Panel - Horizontal

TEST METHODOLOGY

Riverbank Acoustical Laboratories™ is accredited by the U.S. Department of Commerce, National Institute of Standards and Technology (NIST) under the National Voluntary Laboratory Accreditation Program (NVLAP) as an ISO 17025:2017 Laboratory (NVLAP Lab Code: 100227-0) and for this test procedure. The test reported in this document conformed explicitly with ASTM C423-23: "Standard Test Method for Sound Absorption and Sound Absorption Coefficients by the Reverberation Room Method." The specimen mounting was performed according to ASTM E795-23: "Standard Practices for Mounting Test Specimens During Sound Absorption Tests." A description of the measurement procedure and room specifications are available upon request. The results presented in this report apply to the sample as received from the test sponsor.

INFORMATION PROVIDED BY SPONSOR

The test specimen was designated by the sponsor as ArtFelt™ Slat Panel - Horizontal. The following nominal product information was provided by the sponsor prior to testing. The accuracy of such sponsor-provided information can affect the validity of the test results.

Product Under Test

Product Name: ArtFelt™ Slat Panel - Horizontal
Manufacturer: ARTIZIN

SPECIMEN MEASUREMENTS & TEST CONDITIONS

Through a full external visual inspection performed on the test specimen, Riverbank personnel verified the following information:

Test Specimen

Dimensions: 6 panels @ 1016 mm (40 in.) by 1016 mm (40 in.)
Thickness: 19.34 mm (0.7615 in.)
Overall Weight: 21.43 kg (47.25 lbs)

627 RIVERBANK DRIVE
GENEVA, IL 60134
630-232-0104

Test Report

www.riverbankacoustics.com

FOUNDED 1918 BY
WALLACE CLEMENT SABINE

ARTIZIN
2024-10-18

RAL™-A24-417
Page 2 of 9

SPECIMEN MEASUREMENTS & TEST CONDITIONS (continued)

Overall Specimen Properties

Size: 2.03 m (80.0 in) wide by 3.05 m (120.0 in) long
Thickness: 0.02 m (0.7615 in)
Weight: 21.43 kg (47.25 lbs)
Mass per Unit Area: 3.46 kg/m² (0.71 lbs/ft²)
Calculation Area: 6.194 m² (66.67 ft²)

Test Environment

Room Volume: 291.98 m³
Temperature: 21.8 °C ± 0.1 °C (Requirement: ≥ 10 °C and ≤ 5 °C change)
Relative Humidity: 59.0 % ± 0.2 % (Requirement: ≥ 40 % and ≤ 5 % change)
Barometric Pressure: 100.2 kPa (Requirement not defined)

MOUNTING METHOD

Type A Mounting: The test specimen was laid directly against the test surface. Perimeter edges were sealed with tape.

627 RIVERBANK DRIVE
GENEVA, IL 60134
630-232-0104

Test Report

www.riverbankacoustics.com

FOUNDED 1918 BY
WALLACE CLEMENT SABINE

ARTIZIN
2024-10-18

RAL™-A24-417

Page 3 of 9




Figure 1 – Specimen mounted in test chamber




Figure 2 – Individual specimen panel

627 RIVERBANK DRIVE
GENEVA, IL 60134
630-232-0104

Test Report

www.riverbankacoustics.com

FOUNDED 1918 BY
WALLACE CLEMENT SABINE

ARTIZIN
2024-10-18

RAL™-A24-417

Page 4 of 9



Figure 3 – Individual specimen panel




Figure 4 – Detail of specimen material

627 RIVERBANK DRIVE
 GENEVA, IL 60134
 630-232-0104

Test Report

www.riverbankacoustics.com

FOUNDED 1918 BY
 WALLACE CLEMENT SABINE

ARTIZIN
 2024-10-18

RAL™-A24-417
 Page 5 of 9

TEST RESULTS

Specimen total absorption and absorption coefficient are tabulated at the eighteen standard frequencies. A graphic presentation of the data and additional information appear on the following pages.

1/3 Octave Center Frequency (Hz)	Total Absorption (m ²)	Total Absorption (Sabins)	Absorption Coefficient
100	0.52	5.56	0.08
** 125	0.02	0.25	0.00
160	0.21	2.31	0.03
200	0.26	2.83	0.04
** 250	0.45	4.81	0.07
315	0.75	8.06	0.12
400	1.11	11.90	0.18
** 500	1.90	20.44	0.31
630	2.71	29.22	0.44
800	3.85	41.39	0.62
** 1000	4.72	50.83	0.76
1250	5.34	57.49	0.86
1600	6.17	66.37	1.00
** 2000	6.38	68.64	1.03
2500	6.62	71.26	1.07
3150	6.65	71.60	1.07
** 4000	6.58	70.84	1.06
5000	6.64	71.51	1.07

SAA = 0.54
NRC = 0.55

627 RIVERBANK DRIVE
GENEVA, IL 60134
630-232-0104

Test Report

www.riverbankacoustics.com

FOUNDED 1918 BY
WALLACE CLEMENT SABINE


ARTIZIN
2024-10-18

RAL™-A24-417
Page 6 of 9


TEST RESULTS (continued)

The sound absorption average (SAA) is defined in ASTM C423-23 Section 3.1.1 as the arithmetic average of the sound absorption coefficients of a material for the twelve one-third octave bands from 200 Hz through 2500 Hz, inclusive, rounded to the nearest integer multiple of 0.01.

The noise reduction coefficient (NRC) is defined from previous versions of ASTM C423 as the arithmetic average of the sound absorption coefficients at 250 Hz, 500 Hz, 1000 Hz, and 2000 Hz, rounded to the nearest integer multiple of 0.05.

Tested by 
Marc Sciaky
Senior Experimentalist

Report by 
Keith Kimberling
Test Engineer

Approved by 
Eric P. Wolfram
Laboratory Manager

Digitally signed by
Eric P Wolfram
Date: 2024.10.29
08:48:53 -05'00'

627 RIVERBANK DRIVE
GENEVA, IL 60134
630-232-0104

Test Report

www.riverbankacoustics.com

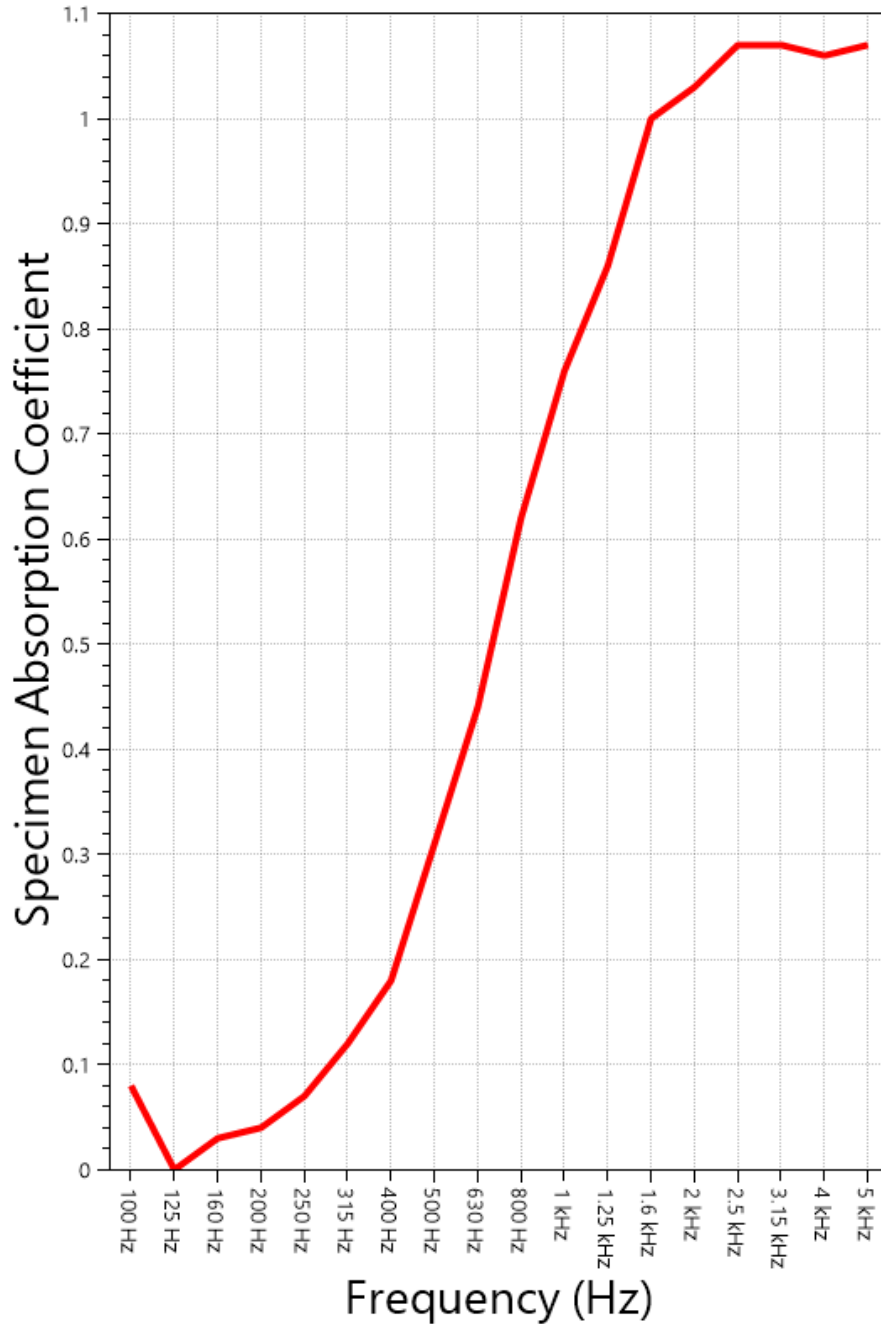
FOUNDED 1918 BY
WALLACE CLEMENT SABINE

ARTIZIN
2024-10-18

RAL™-A24-417
Page 7 of 9

SOUND ABSORPTION REPORT

ArtFelt™ Slat Panel - Horizontal



SAA = 0.54

NRC = 0.55



RIVERBANK ACOUSTICAL LABORATORIES IS ACCREDITED BY NVLAP (LAB CODE 100227-0) FOR ACOUSTICAL TESTING SERVICES IN ACCORDANCE WITH ISO/IEC 17025:2017 AND FOR THIS PROCEDURE. THIS REPORT MUST NOT BE USED BY THE CLIENT TO CLAIM PRODUCT CERTIFICATION, APPROVAL, OR ENDORSEMENT BY RAL, NVLAP, NIST, OR ANY AGENCY OF THE U.S. GOVERNMENT. THIS REPORT SHALL NOT BE MODIFIED WITHOUT THE WRITTEN APPROVAL OF RAL. THE RESULTS REPORTED APPLY ONLY TO THE SPECIFIC SAMPLE SUBMITTED FOR TESTING; RAL ASSUMES NO RESPONSIBILITY FOR THE PERFORMANCE OF ANY OTHER SAMPLE.

627 RIVERBANK DRIVE
 GENEVA, IL 60134
 630-232-0104

Test Report

www.riverbankacoustics.com

FOUNDED 1918 BY
 WALLACE CLEMENT SABINE

ARTIZIN
 2024-10-18

RAL™-A24-417
 Page 8 of 9

APPENDIX A: Extended Frequency Range Data

Specimen: ArtFelt™ Slat Panel - Horizontal (See Full Report)

The following non-accredited data were obtained in accordance with ASTM C423-23, but extend beyond the defined frequency range of 100Hz to 5,000Hz. These unofficial results are representative of the RAL test environment only and intended for research & comparison purposes.

1/3 Octave Band Center Frequency (Hz)	Total Absorption (Sabins)	Absorption Coefficient
31.5	-3.55	-0.05
40	6.47	0.10
50	-8.13	-0.12
63	0.17	0.00
80	4.17	0.06
100	5.56	0.08
125	0.25	0.00
160	2.31	0.03
200	2.83	0.04
250	4.81	0.07
315	8.06	0.12
400	11.90	0.18
500	20.44	0.31
630	29.22	0.44
800	41.39	0.62
1000	50.83	0.76
1250	57.49	0.86
1600	66.37	1.00
2000	68.64	1.03
2500	71.26	1.07
3150	71.60	1.07
4000	70.84	1.06
5000	71.51	1.07
6300	69.28	1.04
8000	71.44	1.07
10000	66.82	1.00
12500	65.77	0.99

627 RIVERBANK DRIVE
GENEVA, IL 60134
630-232-0104

Test Report

www.riverbankacoustics.com

FOUNDED 1918 BY
WALLACE CLEMENT SABINE

ARTIZIN
2024-10-18

RAL™-A24-417
Page 9 of 9

APPENDIX B: Instruments of Traceability

Specimen: ArtFelt™ Slat Panel - Horizontal (See Full Report)

<u>Description</u>	<u>Model</u>	<u>Serial Number</u>	<u>Date of Certification</u>	<u>Calibration Due</u>
System 1	Type 3160-A-042	3160-106974	2024-08-15	2025-08-15
Bruel & Kjaer Mic And Preamp G	Type 4943-B-001	2525858	2024-05-07	2025-05-07
Bruel & Kjaer Pistonphone	Type 4228	2781248	2024-07-19	2025-07-19
EXTECH Hygro 959	SD700	A099959	2024-03-29	2025-03-29

APPENDIX C: Revisions to Original Test Report

Specimen: ArtFelt™ Slat Panel - Horizontal (See Full Report)

<u>Date</u>	<u>Revision</u>
2024-10-28	Original report issued

END