

CEILING

GEO CLOUDS

Geo Clouds are among our most versatile products, offered in a variety of silhouettes, colors, sizes, and mounting options. They create captivating, intricate features that enhance the ambiance of any space. Take your Geo Clouds to the next level by incorporating one of our graphic or engraved patterns, adding a distinctive layer of design to your ceiling installation.

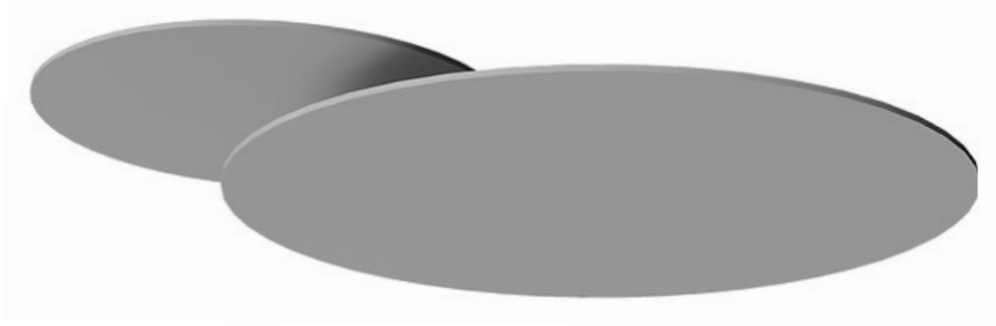


SILHOUETTES

Geo Clouds are 9mm thick and available in various shapes and sizes. With the flexibility to incorporate multiple silhouettes, sets, and mounting options, you have the freedom to create a truly unique ceiling feature.


CIRCLE

AVAILABLE IN 24"
AVAILABLE IN 36"
AVAILABLE IN 48"




SQUARE

AVAILABLE IN 24" x 24"
AVAILABLE IN 36" x 36"
AVAILABLE IN 48" x 48"




HEXAGON

AVAILABLE IN 24"
AVAILABLE IN 36"
AVAILABLE IN 48"



RECTANGLE

AVAILABLE IN 24" x 48"
AVAILABLE IN 48" x 96"



DOME


AVAILABLE IN 24"
AVAILABLE IN 30"
AVAILABLE IN 44"




COLOR GUIDE

9mm ArtFelt is the core material in our signature line of acoustic solutions.


Request samples to verify color as printers and monitors vary.



ECLIPSE



ASH




WEATHERED




GREYSTONE



MIST



CRYSTAL




ESPRESSO



MOSS




SPRING



SAGE




CASTLEWALL



GRAPHITE




VINTAGE INDIGO



INDIGO



GLACIER




LAGOON



TROPICAL



MYSTIC



GRAPE




SEASHELL



MOCHA



SANDSTONE



STONE



GALVANIZED



CARDINAL



CITRUS




TANGERINE




SOLAR




LEMON




WALNUT



CEDAR



MAPLE



DRIFTWOOD

HOW TO SPECIFY

Whether you have a specific product in mind or desire to craft a fully customized soundscape, our team is ready to bring your vision to life!

1

CHOOSE YOUR SOUND SOLUTION

Looking to elevate how you address sound mitigation in your space? Explore our range of wall, ceiling, and screen solutions to begin shaping your ideal soundscape.

2

REFINE THE DESIGN

Once you've selected your application and product, it's time to refine the design. Dive into our array of silhouettes, textures, patterns, and colors to customize your creation.

3

SHARE YOUR VISION

Whether you already have a product and design in mind or require a fully custom solution, reach out to an ARTIZIN specialist or fill out the quote form on our website. A team member will walk you through each step of the process.

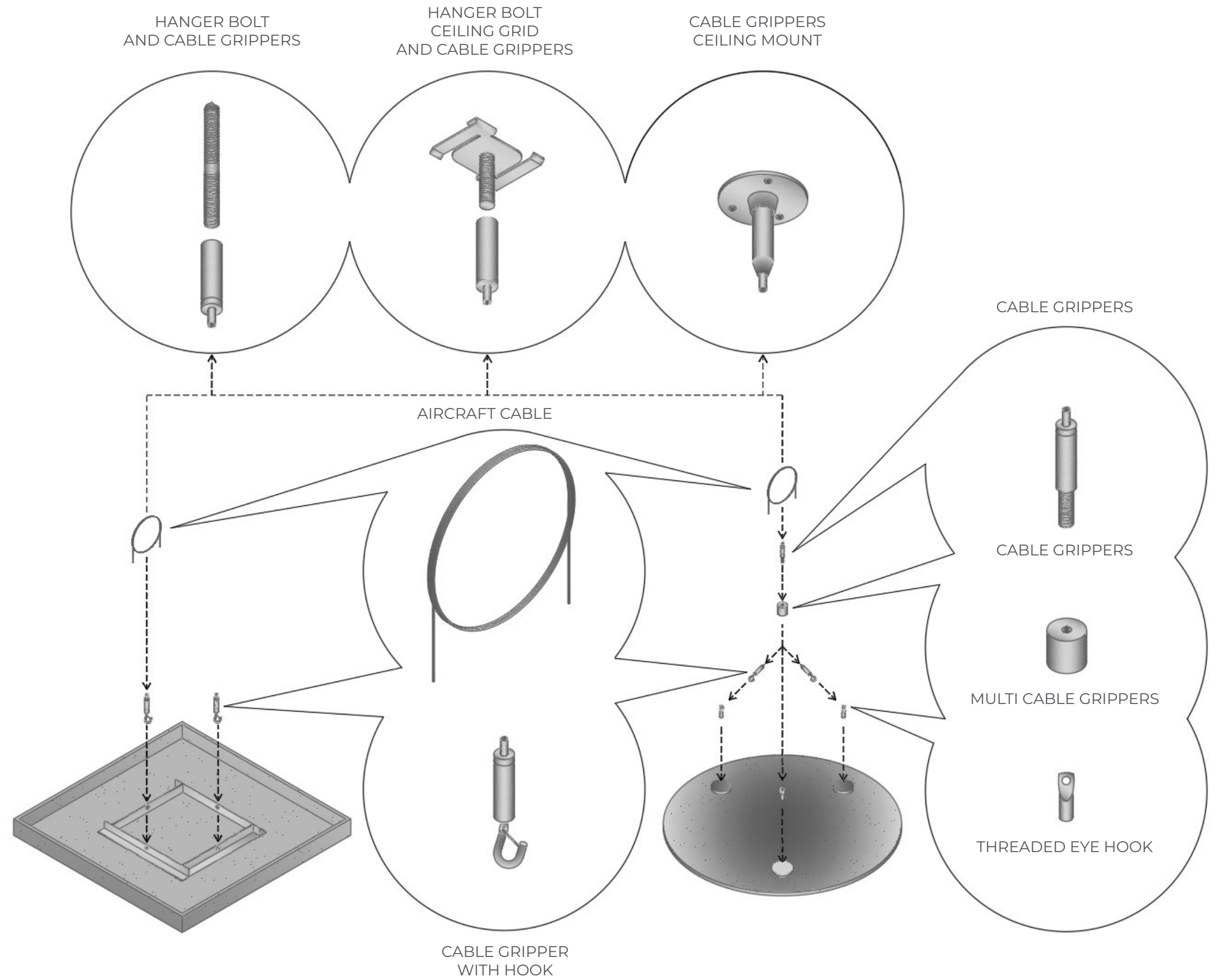
4

GIVE US THE LOWDOWN

It's beneficial if you can provide our team with architectural drawings, field measurements, design inspiration, or design intent.

INSTALLATION

Stick to our straight forward installation guidance then kick back and revel in the acoustic paradise you've crafted.



PRODUCT SPECIFICATIONS

The details make all the difference. Dive into the specifics that contribute to the overall quality and functionality of our products.

APPLICATION	Ceiling
MATERIAL	9mm ArtFelt
COMPOSITION	60% Recycled Polyester Fiber, 40% Virgin Fiber
DENSITY	2000g/m2
FORMALDEHYDE EMISSION	0.00ug/g
NRC RATING	0.70
FIRE TEST ASTM E 84-ISAN	Class A
SUSTAINABILITY	Recyclable, Certified Clean Air Gold by Intertek Sustainability
WARRANTY	5 Year Limited Warranty
SAFETY	DECLARE, Red List Free
LEAD TIME	3-5 weeks for Standard, Request Lead Time for Custom

GENERAL CARE

Vacuum as needed to remove dirt and dust. Use an air compressor for hard to reach areas.

STAIN REMOVAL

Blot spills and spots immediately with a clean, soft white dry cloth (do not use paper products). Avoid using solvents or concentrated abrasives to clean ArtFelt. Always test in an inconspicuous area first.

MILD STAIN REMOVAL

Blot ArtFelt with a clean, soft white cloth dampened with a mild solution of soap and warm water. Repeat using only clean water (no soap) to remove soap concentrate. Pat dry with a lint free cloth.

CHALLENGING STAIN REMOVAL

Blot ArtFelt with a clean, soft white cloth dampened with a mixed solution of household bleach and water (70% bleach / 90% water). Repeat using only clean water (no bleach) to remove bleach concentration. Pat dry with a lint free cloth.



CUSTOM

Connect with our team to design a fully custom solution. Through meticulous prototyping and the expertise of our skilled designers, we'll transform your vision into a tangible, personalized creation. Whether you're seeking intricate patterns, unique textures, or custom colors, we're here to translate ideas into inspired designs.